


AUTOMATIONS FOR GARAGE & INDUSTRIAL DOORS

ZED



RESIDENTIAL AND COMMERCIAL USE

- Self-locking electromechanical operator for counterweight overhead garage doors, residential and commercial use
 - Available with or without control unit. The versions with control unit have an encoder
- Courtesy light integrated in the plastic cover
- Limit switches and push-buttons included
 - IP44 versions on request


24 Vdc

- 24Vdc self-locking electromechanical operator for counterweight overhead garage doors, for intensive use
- Available with or without control unit
- Prepared for battery back-up system
- Amperometric anticrushing control

Mounting plate is not included



ZED24



ZED

NOTES:

.....

.....

.....

.....

.....

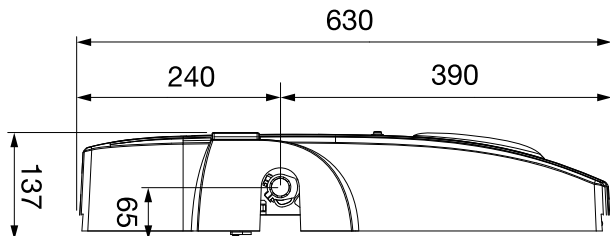
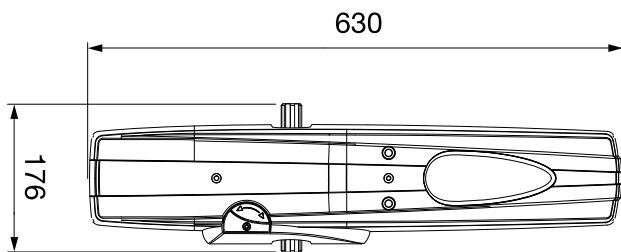

.....



Strong and reliable reduction unit made of high quality materials



Handy and safe indoor unlock device



TECHNICAL DATA	ZED.RIE	ZED.SC	ZEDL.RIE	ZED.LSC	ZED24.RI	ZED24.SC
Power supply	230 Vac	230 Vac	230 Vac	230 Vac	230 Vac	230 Vac
Motor supply	230 Vac	230 Vac	230 Vac	230 Vac	24 Vdc	24 Vdc
Max. absorbed current	1,5 A	1,5 A	1,4 A	1,4 A	1 A	8 A
Torque	350 Nm	350 Nm	330 Nm	330 Nm	260 Nm	260 Nm
Opening time	14"	14"	22"	22"	10"/15"	10"/15"
Operation cycle	30 %	30 %	30 %	30 %	intensive use	intensive use
Protection level	IP 40	IP 40	IP 40	IP 40	IP 40	IP 40
Operating temp.	-20°C /+50°C	-20°C /+50°C	-20°C /+50°C	-20°C /+50°C	-20°C /+50°C	-20°C /+50°C
Max door surface	11 sqm/max	11 sqm/max	12,5 sqm/max	12,5 sqm/max	10 sqm/max	10 sqm/max
Built-in receiver	yes	no	yes	no	yes	no
Built-in control unit	yes	no	yes	no	yes	no
Weight	10 kg	9,4 kg	10 kg	9,4 kg	10 kg	8 kg
Items no. per pallet	50	50	50	50	50	50